

Seesaw

Connecting Families



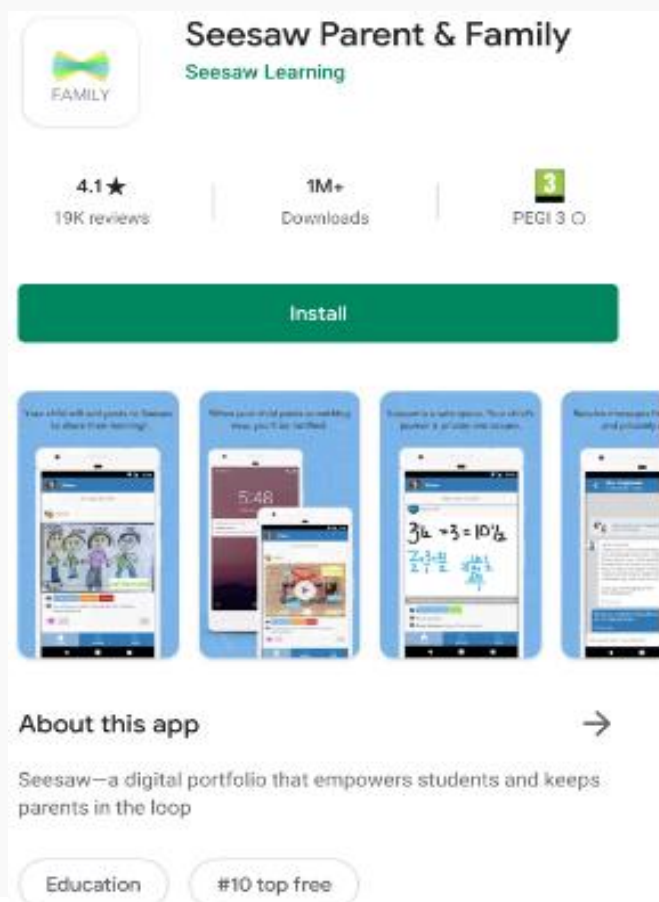
App Store



Google Play

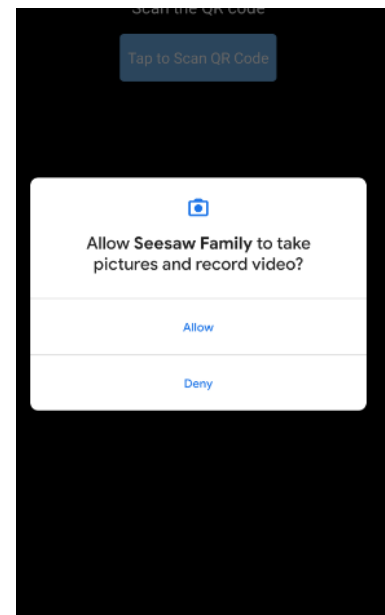


1. Open up the App Store or Google Play on your device. This is where you would usually find the games.

2. Search for 'Seesaw' and locate the 'Seesaw Parent and Family' app. This is the app you will need to connect to your child's account. Click 'install' and wait for the app to download. It will appear on your device's home screen.

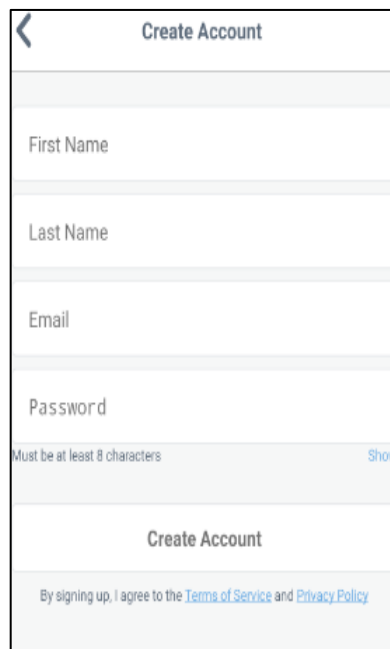
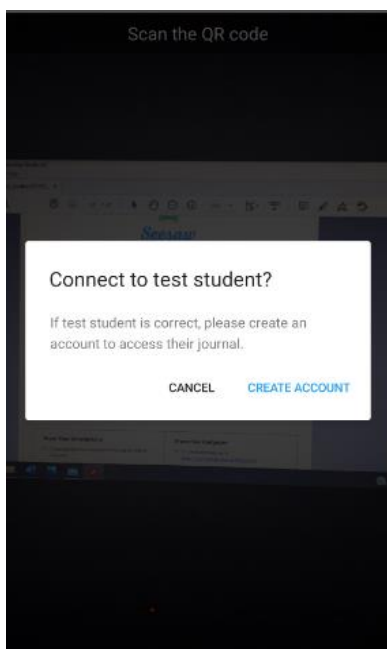


The screenshot shows the Google Play store page for the 'Seesaw Parent & Family' app. At the top, there is a green 'FAMILY' icon and the app title 'Seesaw Parent & Family' by 'Seesaw Learning'. Below this, the app has a 4.1 star rating from 19K reviews, over 1M downloads, and a PEGI 3 rating. A large green 'Install' button is prominent. Below the button are four preview images showing the app's interface on a smartphone, including a home screen with a clock, a math problem $3\frac{1}{4} + 3 = 10\frac{1}{2}$, and a message screen. At the bottom, there is an 'About this app' section with a right-pointing arrow and a brief description: 'Seesaw—a digital portfolio that empowers students and keeps parents in the loop'. Two tags at the bottom indicate 'Education' and '#10 top free'.

3. Open up the app and click on 'Create Family Account'. This will bring up the option to scan a QR code. Your child will have brought this code home on a piece of paper. If you have lost your child's code, please get in touch with your child's class teacher and they will provide you with a new code. When you click on 'Scan Code', it will bring up a pop-up box. You need to click on 'Allow' in order to scan the code.



4. Your camera should now open on your device. You need to hold your camera to the QR code on the sheet of paper, as if you are taking a photograph. A box will appear asking if you wish to connect to your child's account. Click on create account and agree to the conditions.



5. This will bring you to the home page. If you wish to connect to more than one child, you need to click on the icon in the top left corner with your initials. Click on 'Add Child's Journal' and you can connect to the other children in your household.

